



# Service Manual

## AUTOMOTIVE ELECTRONICS



<CX-CM3060F>



Note : In this picture a display panel is removed.

<CX-BM1060F>

### MAZDA

**CX-CM3060F**

**CX-CM6060F**

**CX-BM1060F**

**CX-BM3060F**

**CX-BM5060F**

**CX-BM6060F**

**CX-BM7060F**

CD Changer [Upper Module of Masic]  
(CX-CM3060F/6060F) / MD PLAYER  
[Lower Module of MASIC] (CX-BM1060F  
/3060F/5060F/6060F/7060F)

#### PART No. [Name Label]

: TC87 79 EG0 [CX-CM3060F]  
: F149 79 EG0 [CX-CM6060F]  
: NC87 79 AP0 [CX-BM1060F]  
: TC94 79 AP0 [CX-BM3060F]  
: F146 79 AP0 [CX-BM5060F]  
: BN0J 79 AP0 [CX-BM6060F]  
: DC49 79 AP0 [CX-BM7060F]

#### PART No. [Main Seal]

: TC87 66 EG0 [CX-CM3060F/ 6060F]  
: F148 66 AP0 [CX-BM1060F/ 3060F/  
5060F/ 6060F/ 7060F]

VEHICLE : UNIVERSAL

DESTINATION : ALL COUNTRY

(EXCLUDE IN EUROPE)

PRODUCED AFTER :Mar.,2001


## Specifications\*

|                             |                                  |  |                           |
|-----------------------------|----------------------------------|--|---------------------------|
| <b>General</b>              |                                  | CD Changer<br>(CX-CM3060F/6060F)   | 178 × 56.5 × 156.3 (mm)   |
| Power Supply                | DC 12V (11V - 16V)               | MD Player<br>(CX-BM1060F/ 3060F/ 5060F/<br>6060F/ 7060F)   | 133.8 × 41.1 × 125.7 (mm) |
|                             | Test Voltage 14.4V               |  |                           |
|                             | Negative Ground                  |  |                           |
| Current Consumption         | Less than 1A ( Illumination ON ) | <b>Weight**</b>  |                           |
| <b>CD Player</b>            |                                  | CD Changer<br>(CX-CM3060F/6060F)   | 1.52kg                    |
| Total Harmonic Distortion   | Less than 0.2%                   | MD Player<br>(CX-BM1060F/3060F/6060F)  | 0.79kg                    |
| Signal to Noise Ratio       | More than 65dB (IHF-A)           | (CX-BM5060F/7060F)   | 0.80kg                    |
| Channel Separation          | More than 52dB (IHF-A)           |  |                           |
| <b>MD Player</b>            |                                  |  |                           |
| Total Harmonic Distortion   | Less than 0.2%                   |  |                           |
| Signal to Noise Ratio       | More than 65dB (IHF-A)           |  |                           |
| Channel Separation          | More than 52dB (IHF-A)           |  |                           |
| <b>Dimensions** (W×H×D)</b> |                                  | <p>* Specifications and the design are subject to possible modification without notice due to improvements.</p> <p>** Dimensions and Weight shown are approximate.</p> <p>● Above specifications comply with EIA standards</p> |                           |

### WARNING

This service information is designed for experienced repair technicians only and is not designed for use by the general public. It does not contain warnings or cautions to advise non-technical individuals of potential dangers in attempting to service a product. Products powered by electricity should be serviced or repaired only by experienced professional technicians. Any attempt to service or repair the product or products dealt with in this service information by anyone else could result in serious injury or death.

### IMPORTANT SAFETY NOTICE

There are special components used in this equipment which are important for safety. These parts are marked by  in the Schematic Diagrams, Circuit Board Diagrams, Exploded Views and Replacement Parts List. It is essential that these critical parts should be replaced with manufacturer's specified parts to prevent shock, fire or other hazards. Do not modify the original design without permission of manufacturer.

## CONTENTS

|  | Page |  | Page |
|--|------|--|------|
| 1 FEATUERS .....                                     | 2    | 2.2. Replacement Parts List [CX-       |      |
| 2 REPLACEMENT PARTS LIST .....                       | 3    | BM1060F/3060F/5060F/6060F/7060F] ..... | 3    |
| 2.1. Replacement Parts List [CX-CM3060F/6060F] ..... | 3    |  |      |

## 1 FEATUERS

[CX-CM3060F/6060F]

- 6-disc CD changer (in dash board)

[CX-BM1060F/3060F/5060F/6060F/7060F]

- Lower Module of MASIC
- MD Deck Series
- Dot Matrix LCD

## 2 REPLACEMENT PARTS LIST

### 2.1. Replacement Parts List [CX-CM3060F/6060F]

| Ref. No.           | Change of Part No. |                  | Part Name & Description | Remarks              |
|--------------------|--------------------|------------------|-------------------------|----------------------|
|                    | Current Model      | New Models       |                         |                      |
|                    | CX-CM3090A         | CX-CM3060F/6060F |                         |                      |
| ACCESSORIES        |                    |                  |                         |                      |
| PRINTINGS          |                    |                  |                         |                      |
|                    | -                  | YEFM292734       | Installation Manual     | Addition             |
|                    |                    |                  |                         |                      |
| INSTALLATION PARTS |                    |                  |                         |                      |
|                    | -                  | YEP9BS1173       | Screws Kit              | Addition             |
|                    |                    |                  |                         |                      |
| MECHANICAL PARTS   |                    |                  |                         |                      |
| MISCELLANEOUS      |                    |                  |                         |                      |
|                    | -                  | YEFC041306       | CH Patch Ass'y          | Addition, CX-CM3060F |
|                    | -                  | YEFC041307       | CH Patch Ass'y          | Addition, CX-CM6060F |

●Notes:

Mentioned in this service manual are the differences from model No.CX-CM3090A for the parts changes.

Please refer to the service manual order No.1092 for schematic diagram, wiring diagram and exploded view.

### 2.2. Replacement Parts List [CX-BM1060F/3060F/5060F/6060F/7060F]

| Ref. No.           | Change of Part No. |   |   | Part Name<br>&<br>Description | Remarks                             |
|--------------------|--------------------|---|---|-------------------------------|-------------------------------------|
|                    | Current Model      |   | New Models                                    |                               |                                     |
|                    | CX-BM3090A         | CA-DM1090A/ 3090A/ 6090A<br>CA-DM5090A/ 7090A | CX-BM1060F/ 3060F/ 6060F<br>CX-BM5060F/ 7060F |                               |                                     |
| [E-8901A/8902A]    |                    |   |   |                               |                                     |
|                    | -                  | K1KA15A00088                                  | K1KA15A00095                                  | Connector, 15P                | Change                              |
|                    |                    |   |   |                               |                                     |
| ACCESSORIES        |                    |   |   |                               |                                     |
| PRINTINGS          |                    |   |   |                               |                                     |
|                    | -                  | -   | YEFM292731                                    | Installation Manual           | Addition                            |
|                    |                    |   |   |                               |                                     |
| INSTALLATION PARTS |                    |   |   |                               |                                     |
|                    | -                  | -   | YEP9BS1173                                    | Screws Kit                    | Addition                            |
|                    |                    |   |   |                               |                                     |
| MECHANICAL PARTS   |                    |   |   |                               |                                     |
| MISCELLANEOUS      |                    |   |   |                               |                                     |
|                    | -                  | YEFC026861A                                   | YEFC026861B                                   | Escutcheon Ass'y              | Change,<br>CX-BM1060F/ 3060F/ 6060F |
|                    | -                  | YEFC026864A                                   | YEFC026864B                                   | Escutcheon Ass'y              | Change,<br>CX-BM5060F/ 7060F        |

●Notes:

Mentioned in this service manual are the differences from models No.CX-BM3090A (MD Player) and CA-DM1090A/3090A/5090A/6090A/7090A (MD Display) for the parts changes.

Please refer to the next service manual for schematic diagram, wiring diagram and exploded view.

| Model No.  | Service Manual Order No. |                      |
|------------|--------------------------|----------------------|
|            | MD Player                | MD Display           |
| CX-BM1060F | No.1093                  | No.1094 [CA-DM1090A] |
| CX-BM3060F | No.1093                  | No.1094 [CA-DM3090A] |
| CX-BM5060F | No.1093                  | No.1094 [CA-DM5090A] |
| CX-BM6060F | No.1093                  | No.1094 [CA-DM6090A] |
| CX-BM7060F | No.1093                  | No.1094 [CA-DM7090A] |